

# Monitor Your North America Distributor Sell Through

Guide your distribution strategy for North America with insights from the IDC North America Distribution Tracker<sup>®</sup>. Get historic and forecast sell through data covering most of the continent.



## Keep Updated on Distributor Revenues, Units Sold, and Other Key Data For:

**10k+**  
Product Brands


**400+**  
Companies

**100+**  
Product Technologies

**7**  
Partner / Channel Types

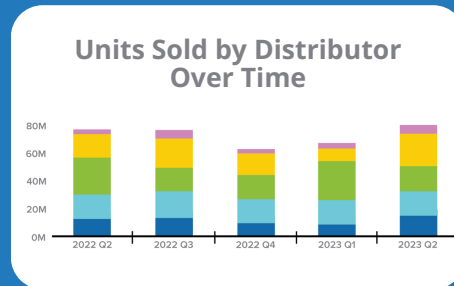
## Discover rich insights with powerful tools and models to:

Benchmark, Analyze, and Forecast Distribution



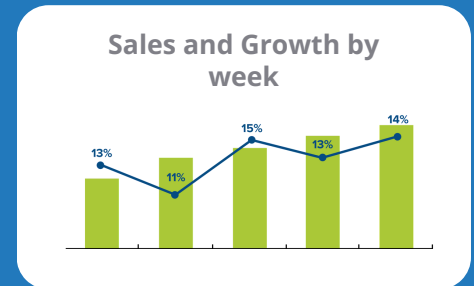
Validate revenues, units sold, and average selling prices for your competitors.

View Intermediary Tech Distribution Your Way



Create unique views using highly relevant and highly detailed market and distribution dimensions.

Keep a Pulse on North American Tech Distribution



Get insight on a weekly or monthly cadence, as it makes sense for your business.

## Subscribe to North America Distribution Tracker data:

### Configured Dataset

Right-size your coverage for the dimensions that matter now and scale as your needs expand.

### Complete Dataset

Get unlocked access to the entire dataset.

[LEARN MORE >](#)

### Subscriptions Also Include:

Direct access to experts and analysts who can support your analysis.

Access to quarterly webinar to review latest results and trends.

Optional subscription add-ons to provide even more data-driven insight.

[BOOK A DEMO >](#)